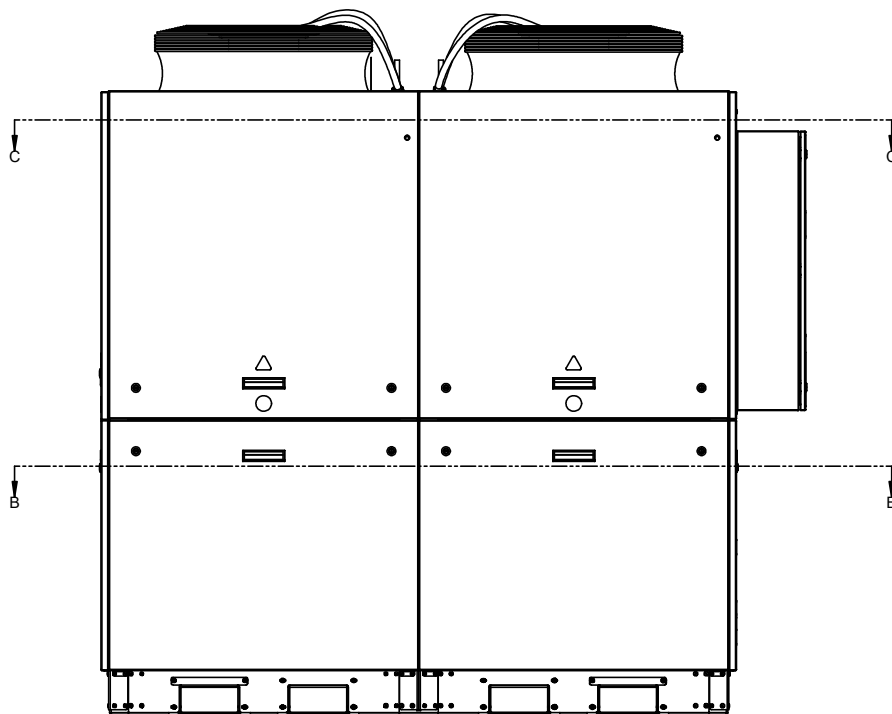
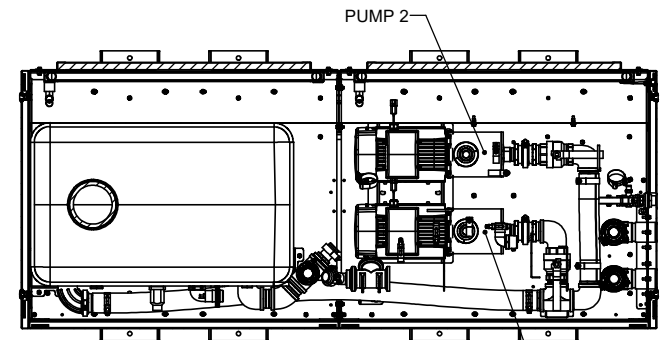


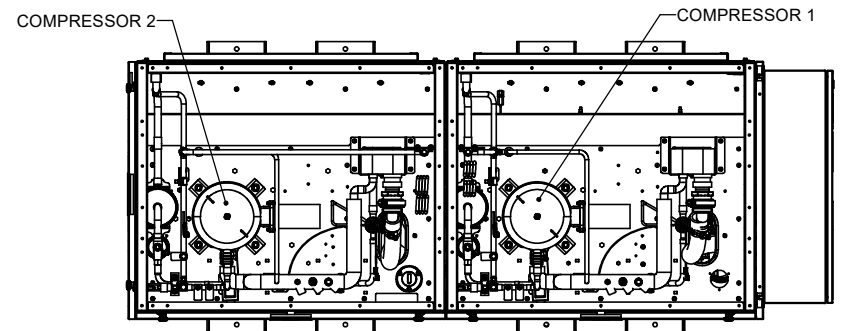
FAN LAYOUT



ELECTRICAL LAYOUT



PUMP LAYOUT
PARTS HIDDEN FOR CLARITY
SECTION B-B



COMPRESSOR LAYOUT
PARTS HIDDEN FOR CLARITY
SECTION C-C

GEOMETRY NOT DIMENSIONED
TO BE TAKEN FROM 3D MODEL

UNLESS OTHERWISE SPECIFIED:
ALL DIM TO THEORETICAL SHARP CORNERS
REMOVE ALL BURRS AND SHARP CORNERS

MATERIAL:
STOCK SIZE- AS REQ'D
FINISH: PER ROUTING

Dimplex Thermal Solutions VOLUNADZIO, MI, PH (800) 880-8885 WWW.DIMPLEXTHERMAL.COM		INSPECTION DIMENSION (XXX)	
TOLERANCES UNLESS OTHERWISE SPECIFIED FRACTIONS DECIMALS UNDER 4" ± .110" ± .015 OVER 4" ± .110" ± .015 ANGULAR ± .1° SURFACE FINISH ALL DIMENSIONS SHOWN IN INCHES		PROPERTY DATE DRAWN 12/12/2025 ENGINEER BP 2 OF 4 REVISIONS DIMENSIONS & TOLERANCES IN ACCORDANCE WITH ASME Y14.5M-2009	
TITLE GO2-7500-PW-NO-40-122- 454B-IN		PART NUMBER 803542-R01 DO NOT SCALE	

	16	15	14	13	12	11	10	9	8	7	6	5	4	3	2	1	
P	REVISIONS																P
	LOC	REV.	DESCRIPTION	ECN	DATE	BY	ENG										
		A	INITIAL RELEASE	N/A	5/13/2025	ZA	AJM										
N		B	ADD ELECTRICAL TAB TO SHOW SEQUENCE OF PUMPS, COMPRESSORS, AND FANS	13066	8/18/2025	DWG	DWG										N
M		C	INTERNAL PARTS UPDATED	13076	8/28/2025	DWG	DWG										M
		D	INTERNAL PARTS UPDATED	13138	9/25/2025	DWG	DWG										
L		E	ADDED LABELING SHEET	13176	10/7/2025	ODW	ODW										L
		F	ADDING "-IN" TO THE END OF THE DESCRIPTION	13247	10/21/2025	ODW	ODW										
K		G	INTERNAL PARTS UPDATED	13310	11/19/2025	DWG	DWG										K
		H	UPDATED LABELING SHEET	13371	12/12/2025	ODW	ODW										
J		J	UPDATED LAYOUT SHEET TO MATCH MANUAL, ADD REV SHEET; B TO D SIZE	13376	12/15/2025	ODW	ODW										J
H																	H
G																	G
F																	F
E																	E
D																	D
C																	C
B																	B
A																	A
	16	15	14	13	12	11	10	9	8	7	6	5	4	3	2	1	